

# Bombori

## Design:

TIME & STYLE édition  
MADE IN JAPAN



TIME & STYLE édition

+ info: <https://www.depadova.com/materials.pdf>

De Padova srl - info@depadova.it

## PENDANT AND FLOOR LAMPS

### Materials

Interior frame  
natural solid Japanese cedarwood.

### Lampshade

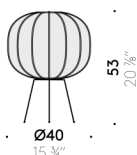
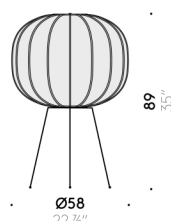
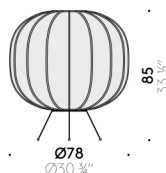
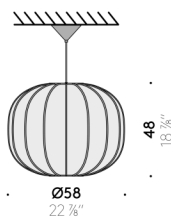
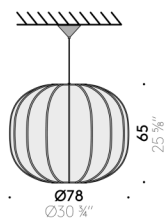
in Japanese paper (washi) with frame in natural solid Japanese cedarwood.

### Feet

black powder-coated steel.

### Control

Floor version: dimmer included. Pendant version: dimmer not included.



### Pendant version

#### EU

INPUT  
BULB 220÷240V - 50/60Hz  
LED E27, max 10W

#### USA

INPUT  
BULB 110÷120V - 50/60Hz  
LED E26, max 10W



### Floor version

#### EU

INPUT  
BULB 220÷240V - 50/60Hz  
LED E27, max 10W

#### USA

INPUT  
BULB 110÷120V - 50/60Hz  
LED E26, max 10W



# Bombori

## Design:

TIME & STYLE édition  
MADE IN JAPAN

TIME & STYLE édition



+ info: <https://www.depadova.com/materials.pdf>  
De Padova srl - info@depadova.it

## LAMPADE A SOSPENSIONE E DA TERRA

### Materiali

Struttura interna  
massello di cedro giapponese naturale.

### Paralume

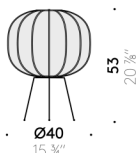
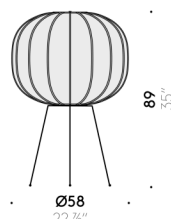
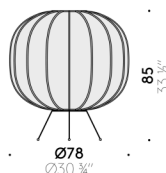
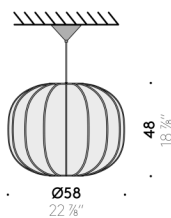
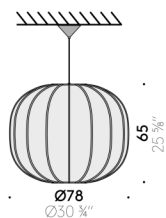
carta giapponese (washi) con telaio in massello di cedro giapponese naturale.

### Piedini

acciaio verniciato a polvere colore nero.

### Controllo

Versione da terra: dimmer incluso. Versione a sospensione: dimmer non incluso.



### Pendant version

#### EU

INPUT  
BULB 220÷240V - 50/60Hz  
LED E27, max 10W

#### USA

INPUT  
BULB 110÷120V - 50/60Hz  
LED E26, max 10W



### Floor version

#### EU

INPUT  
BULB 220÷240V - 50/60Hz  
LED E27, max 10W

#### USA

INPUT  
BULB 110÷120V - 50/60Hz  
LED E26, max 10W



# Bombori

## Design:

TIME & STYLE édition  
MADE IN JAPAN

TIME & STYLE édition



+ info: <https://www.depadova.com/materials.pdf>

De Padova srl - info@depadova.it

## LAMPES SUSPENDUES ET SUR PIED

### Matériaux

Structure interne  
massif de cèdre japonais naturel.

### Abat-jour

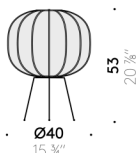
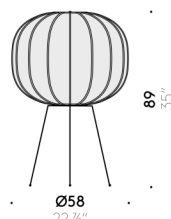
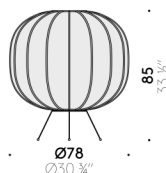
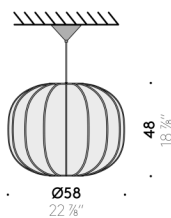
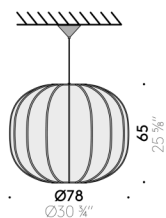
papier japonais (washi) avec cadre en massif de cèdre japonais naturel.

### Pieds

acier peint à poudre noir.

### Contrôle

Version sur pied : gradateur inclus. Version à suspension : gradateur non inclus.



### Pendant version

#### EU

INPUT BULB 220÷240V - 50/60Hz  
LED E27, max 10W

#### USA

INPUT BULB 110÷120V - 50/60Hz  
LED E26, max 10W



### Floor version

#### EU

INPUT BULB 220÷240V - 50/60Hz  
LED E27, max 10W

#### USA

INPUT BULB 110÷120V - 50/60Hz  
LED E26, max 10W



# Bombori

## Design:

TIME & STYLE édition  
MADE IN JAPAN

TIME & STYLE édition



+ info: <https://www.depadova.com/materials.pdf>

De Padova srl - info@depadova.it

## HÄNGE- UND BODENLEUCHE

### Materialien

Innengestell  
aus japanischem Naturzedernholz massiv.

### Lampenschirm

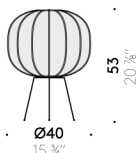
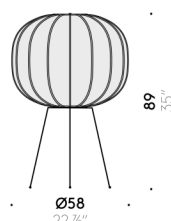
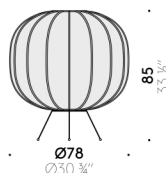
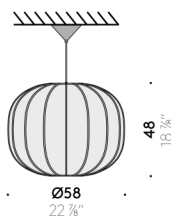
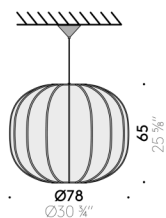
Japanpapier (Washi) mit Gestell aus japanischem Naturzedernholz massiv.

### FüÙe

Stahl mit Pulverlackierung, schwarz.

### Steuerung

Bodenleuchte Version: Dimmer enthalten. Hängeleuchte Version: Dimmer nicht enthalten.



### Pendant version

#### EU

INPUT  
BULB 220÷240V - 50/60Hz  
LED E27, max 10W

#### USA

INPUT  
BULB 110÷120V - 50/60Hz  
LED E26, max 10W



### Floor version

#### EU

INPUT  
BULB 220÷240V - 50/60Hz  
LED E27, max 10W

#### USA

INPUT  
BULB 110÷120V - 50/60Hz  
LED E26, max 10W



# Bombori

## Design:

TIME & STYLE édition  
MADE IN JAPAN

TIME & STYLE édition



+ info: <https://www.depadova.com/materials.pdf>

De Padova srl - info@depadova.it

## LÁMPARAS DE SUSPENSIÓN O DE PIE

### Materiales

Estructura interior  
madera maciza de cedro japonés natural.

### Pantalla

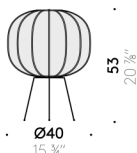
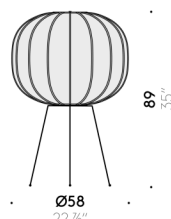
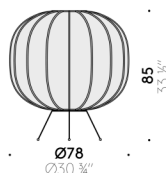
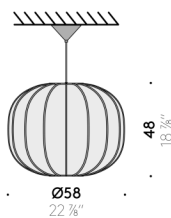
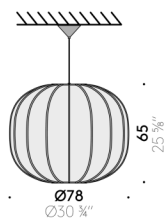
papel japonés (washi) con marco de cedro japonés macizo natural.

### Pies

acero pintado en polvo color negro.

### Control

Versión de pie: dimmer incluido. Versión de suspensión: dimmer no incluido.



### Pendant version

#### EU

INPUT BULB 220÷240V - 50/60Hz  
LED E27, max 10W

#### USA

INPUT BULB 110÷120V - 50/60Hz  
LED E26, max 10W



### Floor version

#### EU

INPUT BULB 220÷240V - 50/60Hz  
LED E27, max 10W

#### USA

INPUT BULB 110÷120V - 50/60Hz  
LED E26, max 10W

